

POWER SECTION

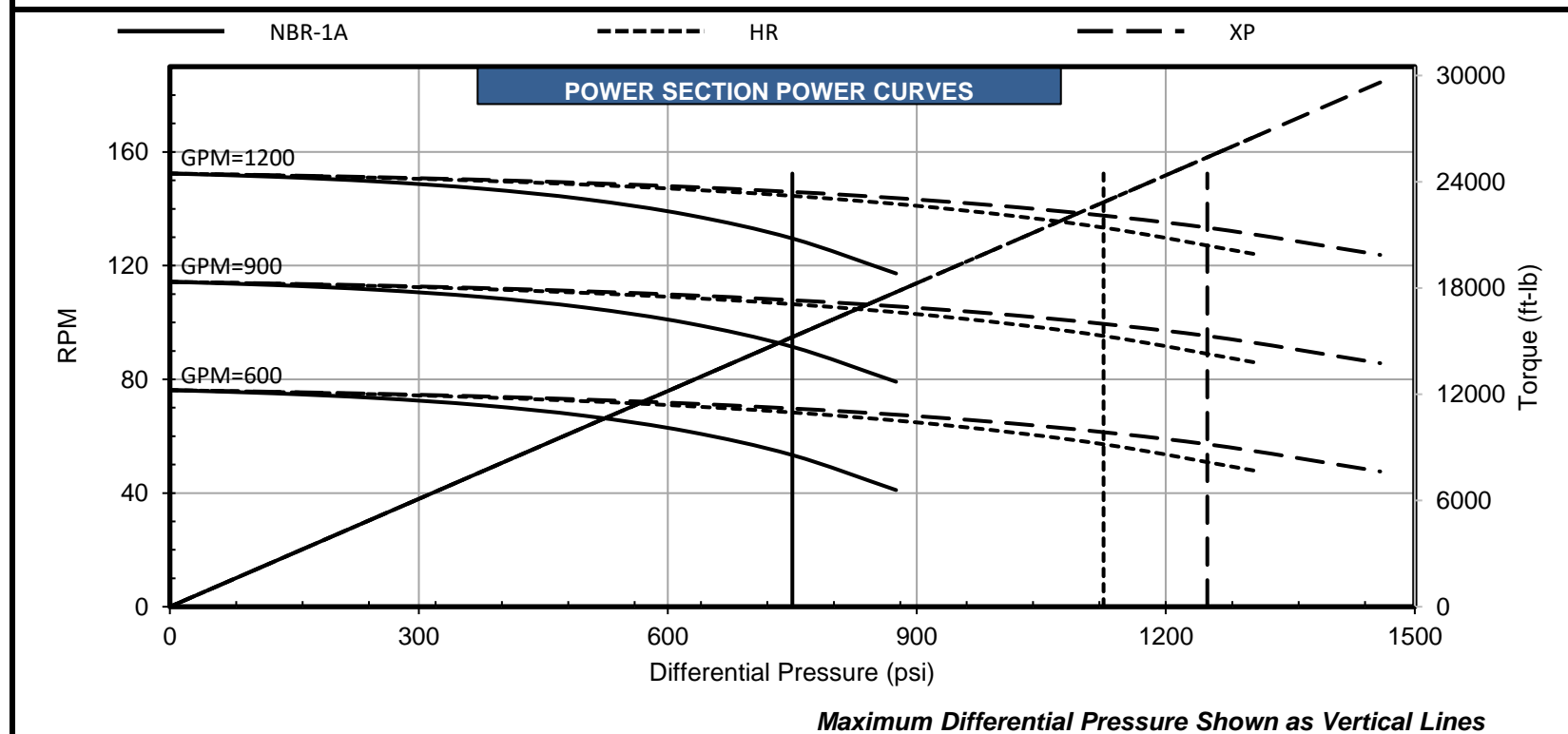
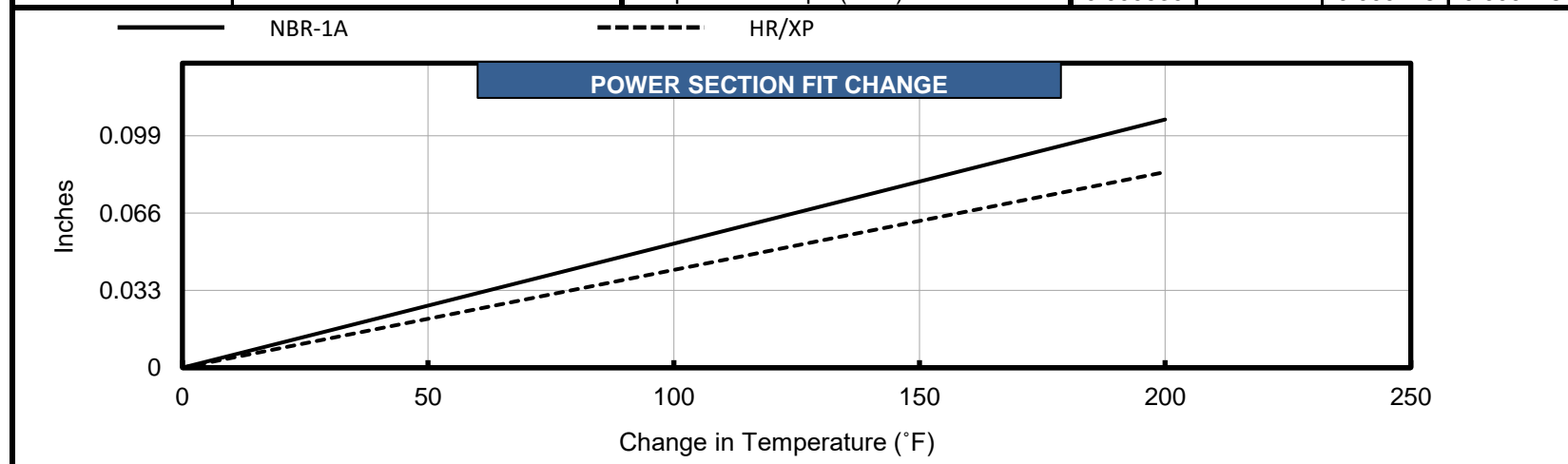
FIT INFORMATION - MINOR DIAMETER (in)				
Stator Size	NBR-1A	DynaPower		
		XR	HR	XP
1 Undersize				
Standard	5.535		5.542	5.542*
1 Oversize	5.555		5.558	5.558*
2 Oversize	5.572			
Nominal Fit at 75°F				
1 Undersize				
Standard	0.014		0.007	0.007*
1 Oversize	-0.006		-0.009	-0.009*
2 Oversize	-0.023			

ROTOR SPECIFICATIONS		STATOR SPECIFICATIONS	
	(in)		(in)
Overall Length	202.0	Overall Length	218.0
Contour Length	194.4	Rubber Cutback #1**	8.0
Eccentricity	0.428	Rubber Cutback #2**	8.0
Major Diameter	6.405	Tube O.D.	11.25
Head Diameter	5.500	Tube I.D.	7.88
Weight (lb)	1150	Weight (lb)	3272
Material	17-4SS	Number of Stages	5.0
Thread Form**	4 API FH		

*Pending production measurements

** Alternate or custom thread forms and cutbacks are available upon request

PERFORMANCE SPECIFICATIONS						
			NBR-1A	XR	HR	XP
Torque Slope	20.305 ft-lb/psi	Max. Diff. Press. (psi)	750		1130	1250
Flow Range	600 to 1200 GPM	Max. Torque (ft-lb)	15230		22840	25380
RPG	0.127 rev/gal	Stall Diff. Press. (psi)	1130		1690	1880
Speed Range	76 to 152 RPM	Stall Torque (ft-lb)	22840		34260	38070
Off Bottom Press.	155 psi	Max. Recommended (HP)	376		580	645
		PSI Per Stage	150		225	250
		PSI Per Cavity	26		39	43
		Temperature Slope (in/°F)	0.000530		0.000418	0.000418



Operating a power section above the maximum recommended differential pressure will reduce stator life. Performance curves are for reference only. Actual power section performance may vary depending on the down hole temperature and rotor/stator fit. Performance data are subject to change without notice. Power calculation is based on maximum RPM and full torque. Stator sizes subject to change without notice.



POWER SECTION

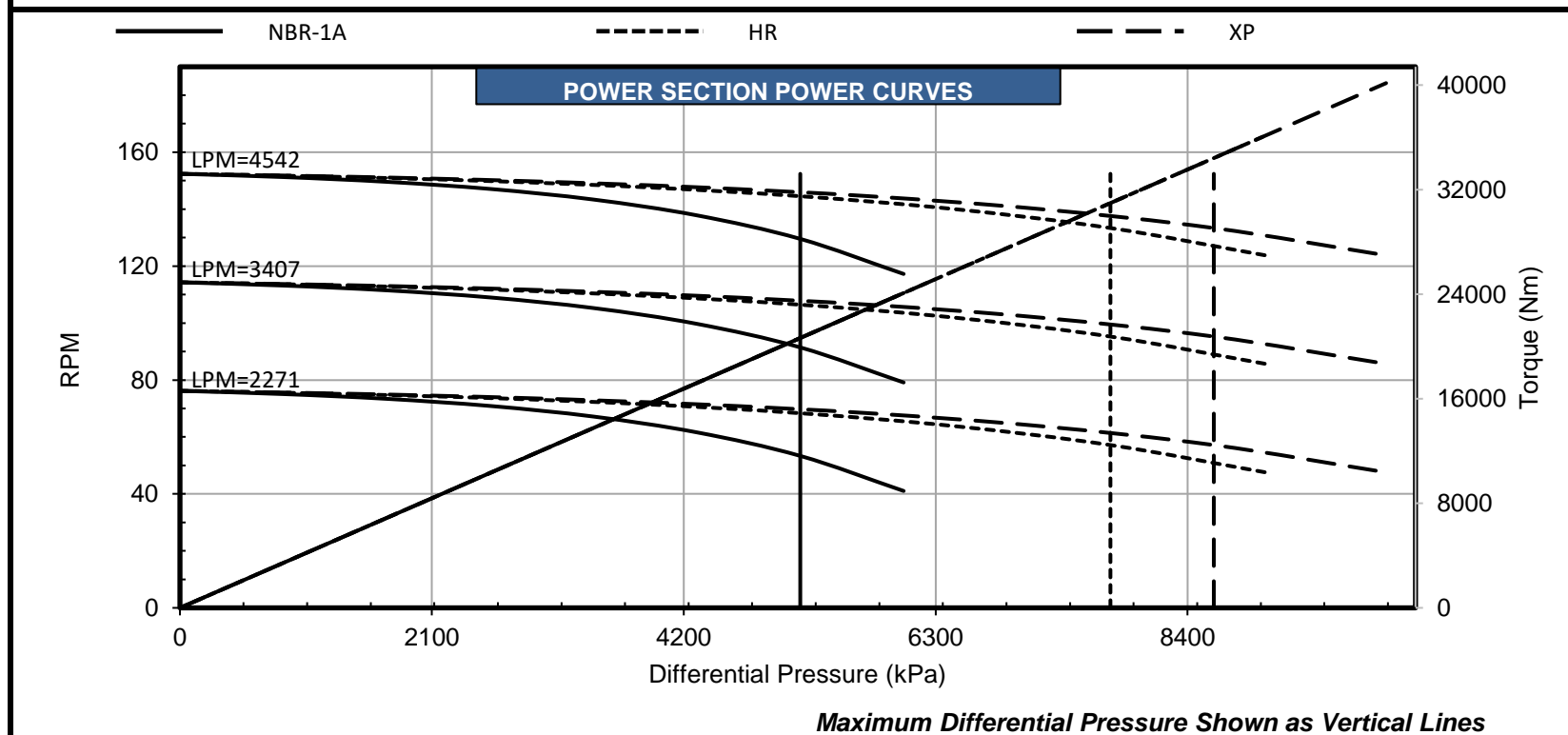
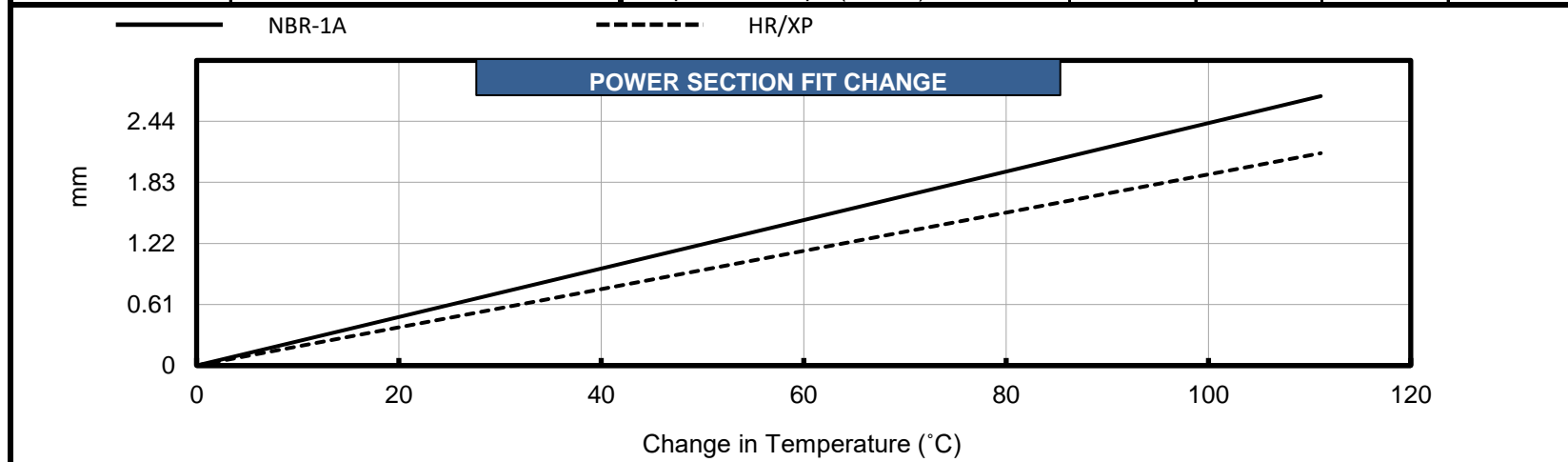
FIT INFORMATION - MINOR DIAMETER (mm)				
Stator Size	NBR-1A	DynaPower		
		XR	HR	XP
1 Undersize				
Standard	140.59		140.77	140.77*
1 Oversize	141.10		141.17	141.17*
2 Oversize	141.53			
Nominal Fit at 75°F				
1 Undersize				
Standard	0.36		0.18	0.18*
1 Oversize	-0.15		-0.23	-0.23*
2 Oversize	-0.58			

ROTOR SPECIFICATIONS		STATOR SPECIFICATIONS	
	(mm)		(mm)
Overall Length	5130.8	Overall Length	5537.2
Contour Length	4937.8	Rubber Cutback #1**	203.2
Eccentricity	10.87	Rubber Cutback #2**	203.2
Major Diameter	162.69	Tube O.D.	285.8
Head Diameter	139.70	Tube I.D.	200.2
Weight (kg)	522	Weight (kg)	1484
Material	17-4SS	Number of Stages	5.0
Thread Form**	4 API FH		

*Pending production measurements

** Alternate or custom thread forms and cutbacks are available upon request

PERFORMANCE SPECIFICATIONS						
			NBR-1A	XR	HR	XP
Torque Slope	3.993 Nm/kPa	Max. Diff. Press. (kPa)	5171		7791	8618
Flow Range	2271 to 4542 Litre/min	Max. Torque (Nm)	20649		30967	34411
RPG	0.034 rev/litre	Stall Diff. Press. (kPa)	7791		11652	12962
Speed Range	76 to 152 RPM	Stall Torque (Nm)	30967		46450	51616
Off Bottom Press.	1069 kPa	Max. Recommended (kW)	280		433	481
		kPa Per Stage	1034		1551	1724
		kPa Per Cavity	179		269	296
		Temperature Slope (mm/°C)	0.0242		0.0191	0.0191



Maximum Differential Pressure Shown as Vertical Lines

Operating a power section above the maximum recommended differential pressure will reduce stator life. Performance curves are for reference only. Actual power section performance may vary depending on the down hole temperature and rotor/stator fit. Performance data are subject to change without notice. Power calculation is based on maximum RPM and full torque. Stator sizes subject to change without notice.