



POWER SECTION

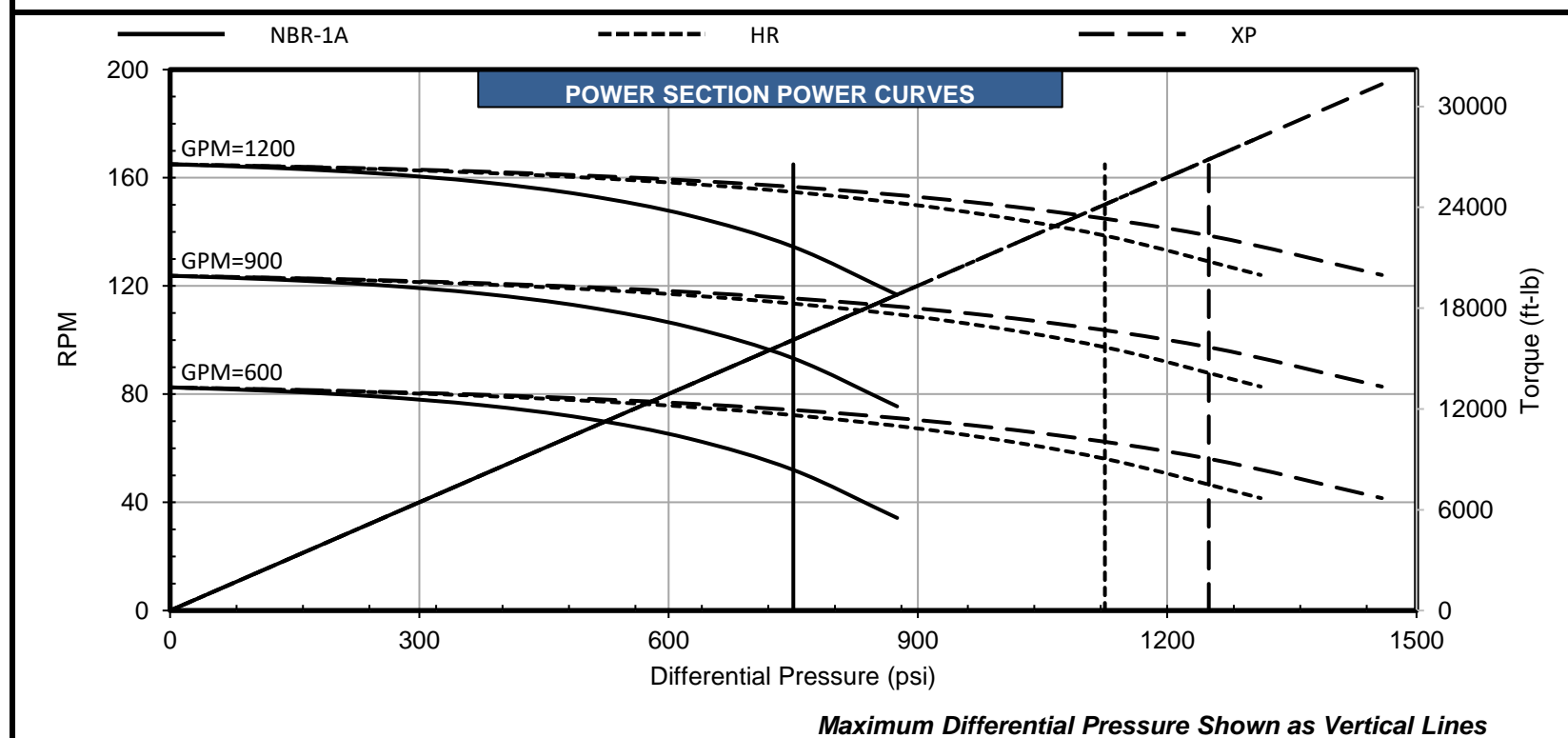
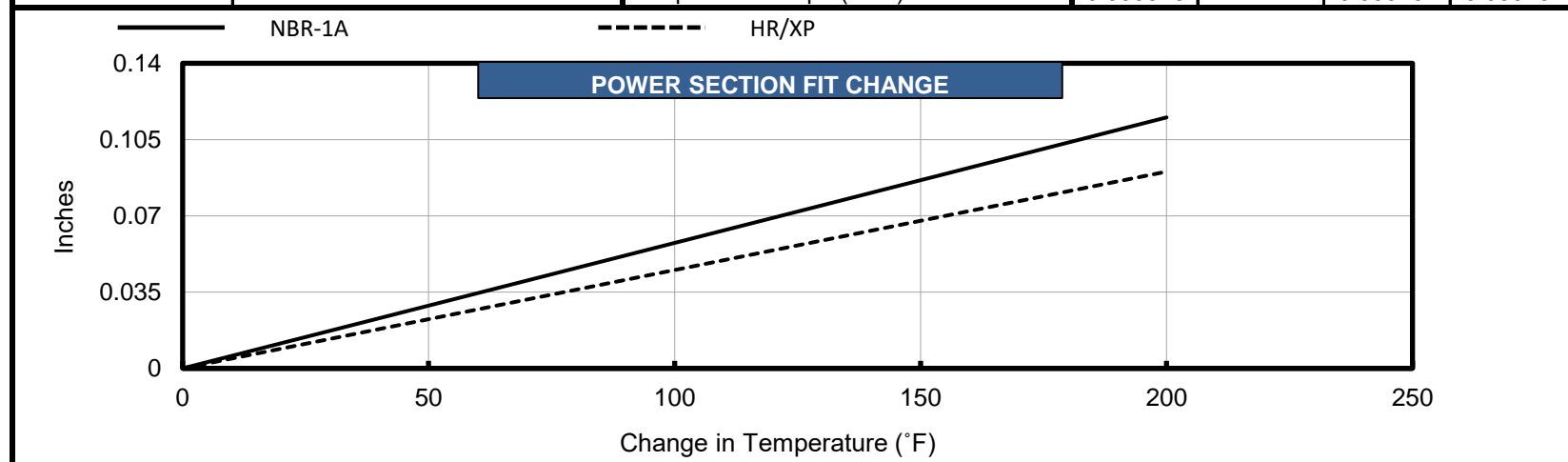
FIT INFORMATION - MINOR DIAMETER (in)				
Stator Size	NBR-1A	DynaPower		
		XR	HR	XP
1 Undersize			5.359	5.359*
Standard	5.375		5.402	5.402*
1 Oversize	5.412			
2 Oversize				
Nominal Fit at 75°F				
1 Undersize			-0.007	-0.007*
Standard	-0.023		-0.050	-0.050*
1 Oversize	-0.060			
2 Oversize				

ROTOR SPECIFICATIONS		STATOR SPECIFICATIONS	
	(in)		(in)
Overall Length	222.0	Overall Length	232.0
Contour Length	213.0	Rubber Cutback #1**	10.0
Eccentricity	0.472	Rubber Cutback #2**	10.0
Major Diameter	6.296	Tube O.D.	11.50
Head Diameter	5.500	Tube I.D.	7.88
Weight (lb)	1150	Weight (lb)	3772
Material	17-4SS	Number of Stages	5.0
Thread Form**	4 API IF		

*Pending production measurements

** Alternate or custom thread forms and cutbacks are available upon request

PERFORMANCE SPECIFICATIONS						
			NBR-1A	XR	HR	XP
Torque Slope	21.487 ft-lb/psi	Max. Diff. Press. (psi)	750		1130	1250
Flow Range	600 to 1200 GPM	Max. Torque (ft-lb)	16120		24170	26860
RPG	0.138 rev/gal	Stall Diff. Press. (psi)	1130		1690	1880
Speed Range	83 to 165 RPM	Stall Torque (ft-lb)	24170		36260	40290
Off Bottom Press.	153 psi	Max. Recommended (HP)	413		638	709
		PSI Per Stage	150		225	250
		PSI Per Cavity	30		45	50
		Temperature Slope (in/°F)	0.000576		0.000451	0.000451



Maximum Differential Pressure Shown as Vertical Lines

Operating a power section above the maximum recommended differential pressure will reduce stator life. Performance curves are for reference only. Actual power section performance may vary depending on the down hole temperature and rotor/stator fit. Performance data are subject to change without notice. Power calculation is based on maximum RPM and full torque. Stator sizes subject to change without notice.



POWER SECTION

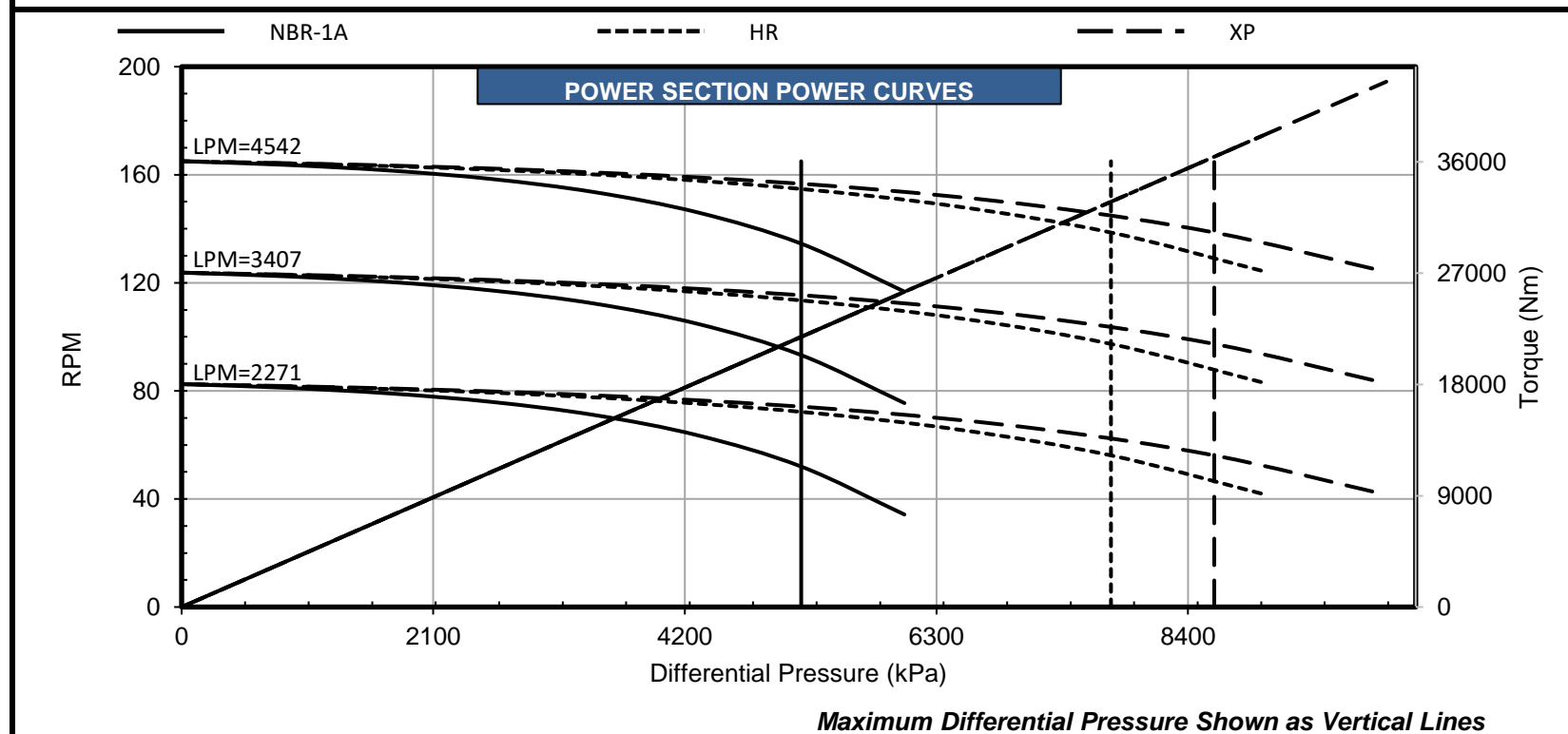
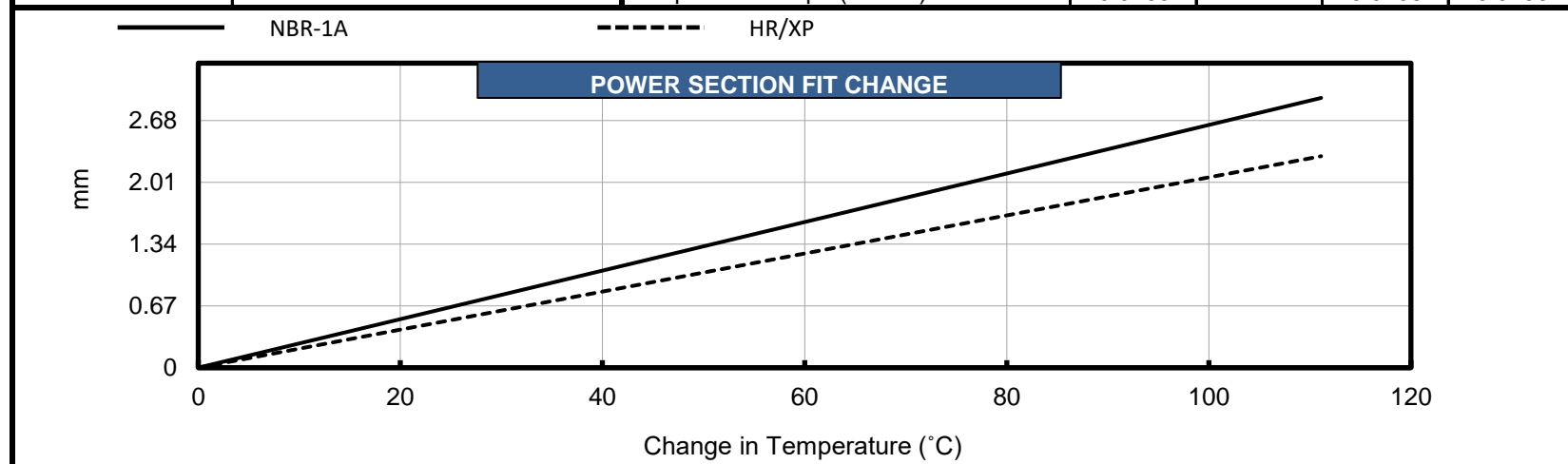
FIT INFORMATION - MINOR DIAMETER (mm)				
Stator Size	NBR-1A	DynaPower		
		XR	HR	XP
1 Undersize			136.12	136.12*
Standard	136.53		137.21	137.21*
1 Oversize	137.46			
2 Oversize				
Nominal Fit at 75°F				
1 Undersize			-0.18	-0.18*
Standard	-0.58		-1.27	-1.27*
1 Oversize	-1.52			
2 Oversize				

ROTOR SPECIFICATIONS		STATOR SPECIFICATIONS	
	(mm)		(mm)
Overall Length	5638.8	Overall Length	5892.8
Contour Length	5410.2	Rubber Cutback #1**	254.0
Eccentricity	11.99	Rubber Cutback #2**	254.0
Major Diameter	159.92	Tube O.D.	292.1
Head Diameter	139.70	Tube I.D.	200.2
Weight (kg)	522	Weight (kg)	1711
Material	17-4SS	Number of Stages	5.0
Thread Form**	4 API IF		

*Pending production measurements

** Alternate or custom thread forms and cutbacks are available upon request

PERFORMANCE SPECIFICATIONS						
			NBR-1A	XR	HR	XP
Torque Slope	4.225 Nm/kPa	Max. Diff. Press. (kPa)	5171		7791	8618
Flow Range	2271 to 4542 Litre/min	Max. Torque (Nm)	21856		32770	36417
RPG	0.036 rev/litre	Stall Diff. Press. (kPa)	7791		11652	12962
Speed Range	83 to 165 RPM	Stall Torque (Nm)	32770		49162	54626
Off Bottom Press.	1055 kPa	Max. Recommended (kW)	308		476	529
		kPa Per Stage	1034		1551	1724
		kPa Per Cavity	207		310	345
		Temperature Slope (mm/°C)	0.0263		0.0206	0.0206



Operating a power section above the maximum recommended differential pressure will reduce stator life. Performance curves are for reference only. Actual power section performance may vary depending on the down hole temperature and rotor/stator fit. Performance data are subject to change without notice. Power calculation is based on maximum RPM and full torque. Stator sizes subject to change without notice.