

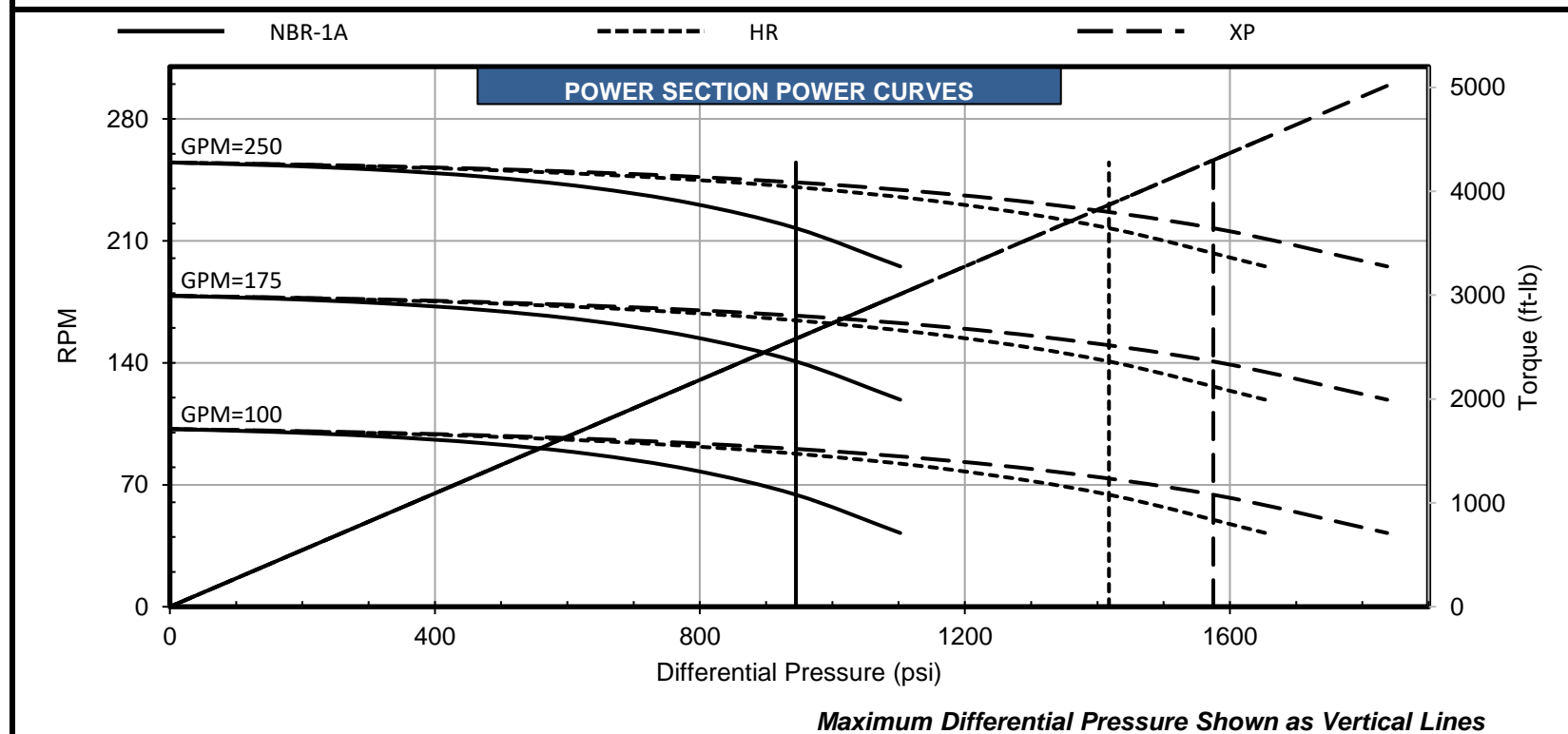
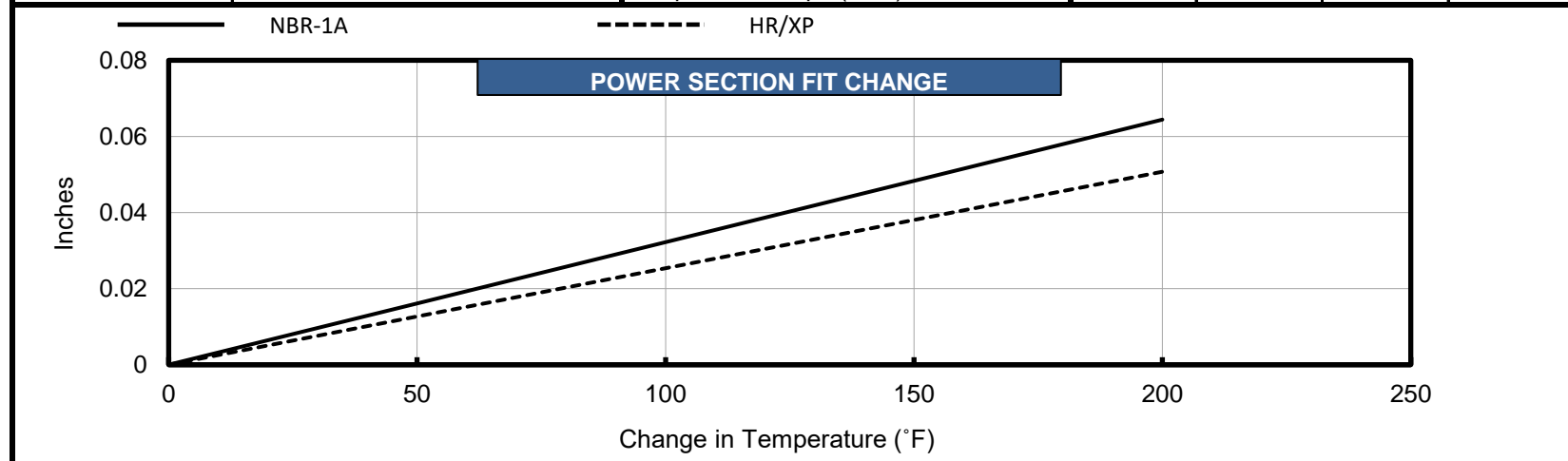
## POWER SECTION

FIT INFORMATION - MINOR DIAMETER (in)					ROTOR SPECIFICATIONS		STATOR SPECIFICATIONS	
Stator Size	NBR-1A	DynaPower			(in)	(in)	(in)	(in)
		XR	HR	XP				
1 Undersize					Overall Length	188.0	Overall Length	207.0
Standard	2.397		2.412	2.412*	Contour Length	182.0	Rubber Cutback #1**	8.0
1 Oversize	2.423		2.436	2.436*	Eccentricity	0.246	Rubber Cutback #2**	8.0
2 Oversize	2.446				Major Diameter	2.912	Tube O.D.	4.75
<b>Nominal Fit at 75°F</b>					Head Diameter	2.750	Tube I.D.	3.75
1 Undersize					Weight (lb)	220	Weight (lb)	425
Standard	0.023		0.008	0.008*	Material	17-4SS	Number of Stages	6.3
1 Oversize	-0.003		-0.016	-0.016*	Thread	2 3/8 Hughes External		
2 Oversize	-0.026				Form**	Flush Mod Flat		

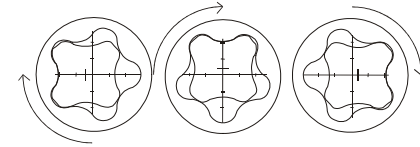
\*Pending production measurements

\*\* Alternate or custom thread forms and cutbacks are available upon request

PERFORMANCE SPECIFICATIONS						
			NBR-1A	XR	HR	XP
Torque Slope	2.730 ft-lb/psi	Max. Diff. Press. (psi)	950		1420	1580
Flow Range	100 to 250 GPM	Max. Torque (ft-lb)	2580		3870	4300
RPG	1.020 rev/gal	Stall Diff. Press. (psi)	1420		2130	2360
Speed Range	102 to 255 RPM	Stall Torque (ft-lb)	3870		5800	6450
Off Bottom Press.	101 psi	Max. Recommended (HP)	107		160	178
		PSI Per Stage	150		225	250
		PSI Per Cavity	34		52	57
		Temperature Slope (in/°F)	0.000322		0.000254	0.000254



Operating a power section above the maximum recommended differential pressure will reduce stator life. Performance curves are for reference only. Actual power section performance may vary depending on the down hole temperature and rotor/stator fit. Performance data are subject to change without notice. Power calculation is based on maximum RPM and full torque. Stator sizes subject to change without notice.



## POWER SECTION

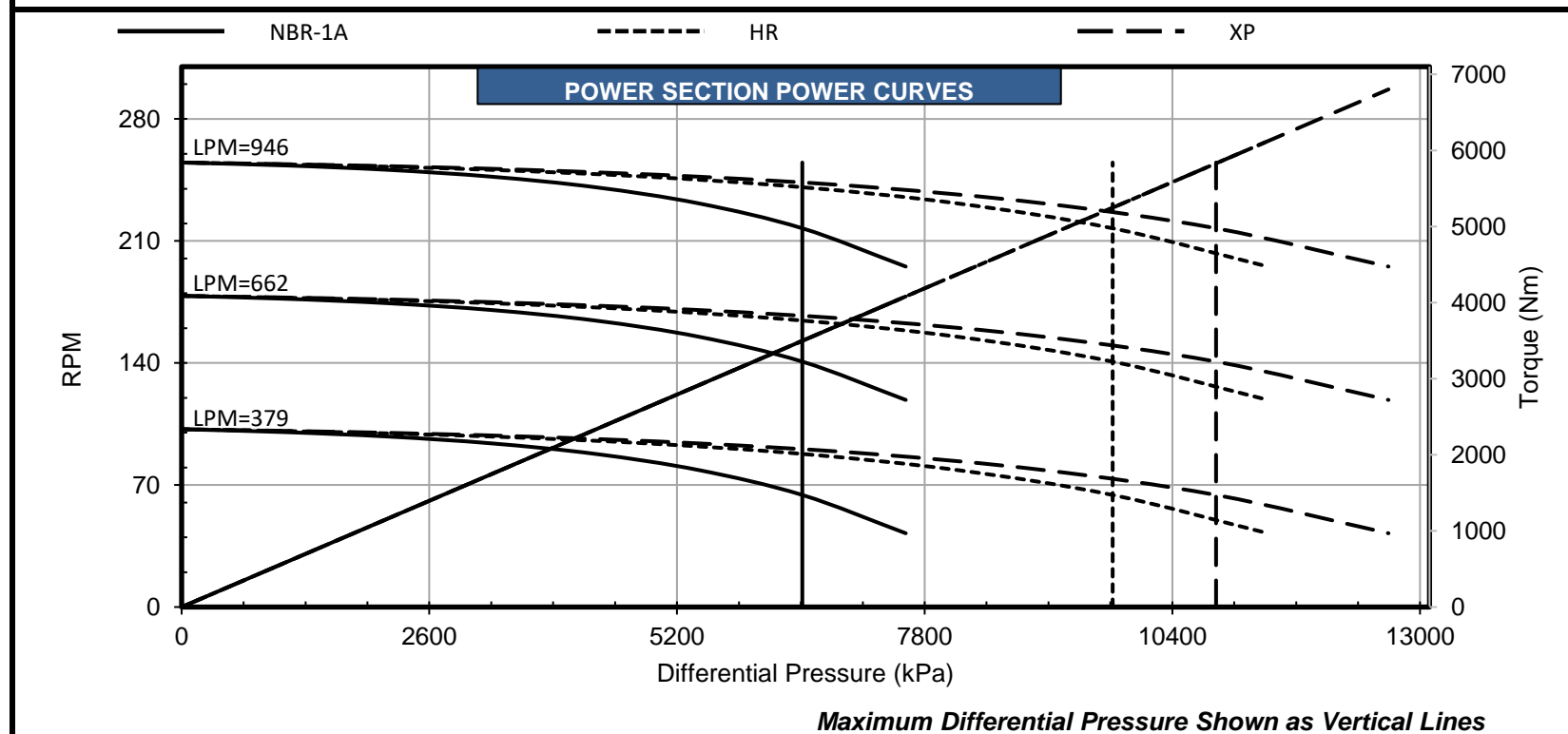
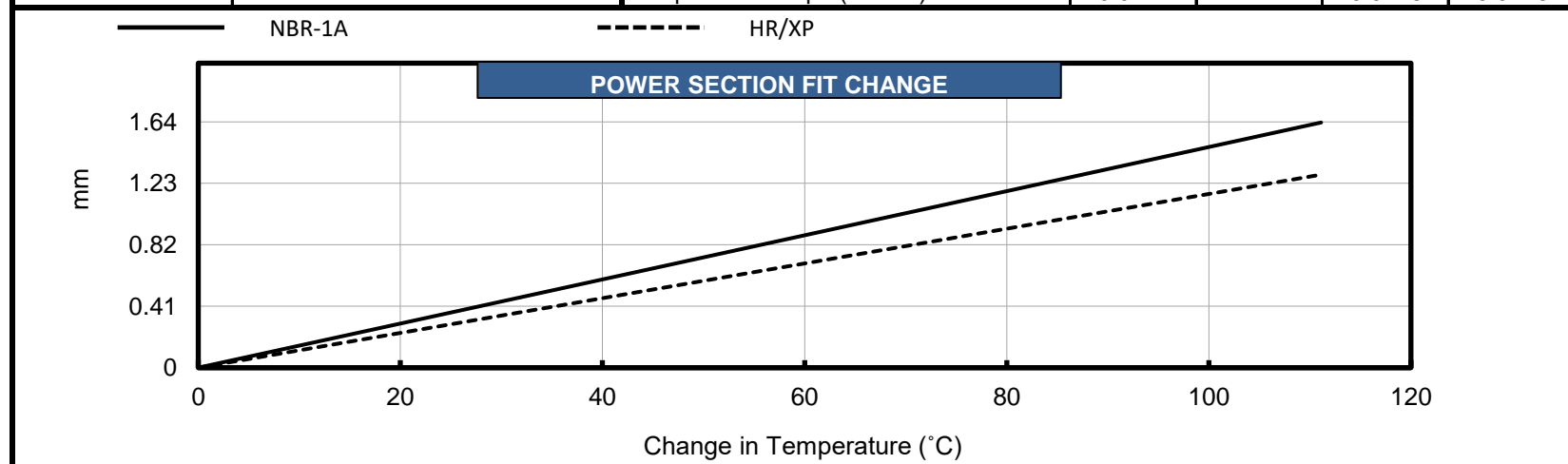
FIT INFORMATION - MINOR DIAMETER (mm)				
Stator Size	NBR-1A	DynaPower		
		XR	HR	XP
1 Undersize				
Standard	60.88		61.26	61.26*
1 Oversize	61.54		61.87	61.87*
2 Oversize	62.13			
Nominal Fit at 75°F				
1 Undersize				
Standard	0.58		0.20	0.20*
1 Oversize	-0.08		-0.41	-0.41*
2 Oversize	-0.66			

ROTOR SPECIFICATIONS		STATOR SPECIFICATIONS	
	(mm)		(mm)
Overall Length	4775.2	Overall Length	5257.8
Contour Length	4622.8	Rubber Cutback #1**	203.2
Eccentricity	6.25	Rubber Cutback #2**	203.2
Major Diameter	73.96	Tube O.D.	120.7
Head Diameter	69.85	Tube I.D.	95.3
Weight (kg)	100	Weight (kg)	193
Material	17-4SS	Number of Stages	6.3
Thread Form**	2 3/8 Hughes External Flush Mod Flat		

\*Pending production measurements

\*\* Alternate or custom thread forms and cutbacks are available upon request

PERFORMANCE SPECIFICATIONS						
			NBR-1A	XR	HR	XP
Torque Slope	0.537 Nm/kPa	Max. Diff. Press. (kPa)	6550		9791	10894
Flow Range	379 to 946 Litre/min	Max. Torque (Nm)	3498		5247	5830
RPG	0.269 rev/litre	Stall Diff. Press. (kPa)	9791		14686	16272
Speed Range	102 to 255 RPM	Stall Torque (Nm)	5247		7864	8745
Off Bottom Press.	696 kPa	Max. Recommended (kW)	80		119	133
		kPa Per Stage	1034		1551	1724
		kPa Per Cavity	234		359	393
		Temperature Slope (mm/°C)	0.0147		0.0116	0.0116



Operating a power section above the maximum recommended differential pressure will reduce stator life. Performance curves are for reference only. Actual power section performance may vary depending on the down hole temperature and rotor/stator fit. Performance data are subject to change without notice. Power calculation is based on maximum RPM and full torque. Stator sizes subject to change without notice.