

POWER SECTION

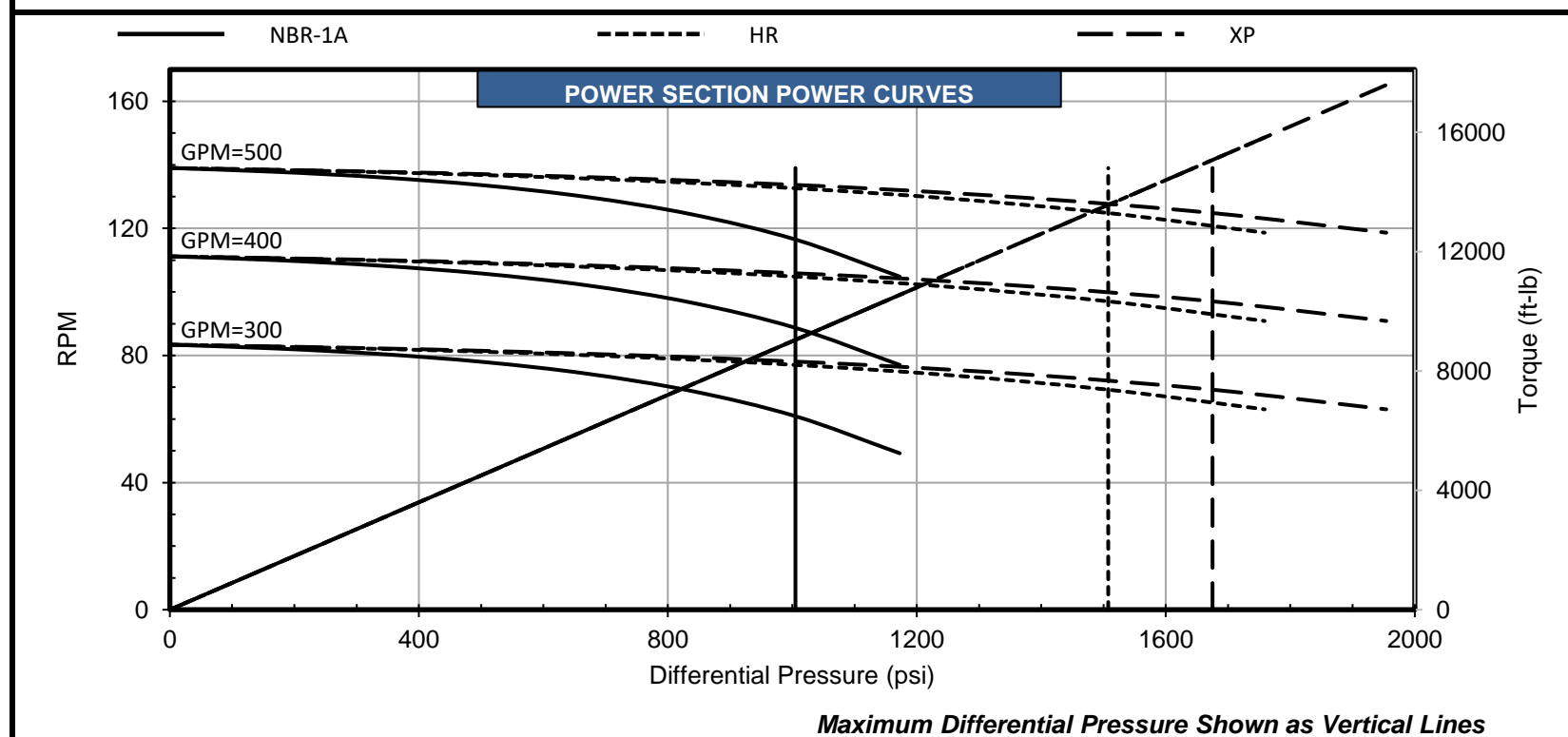
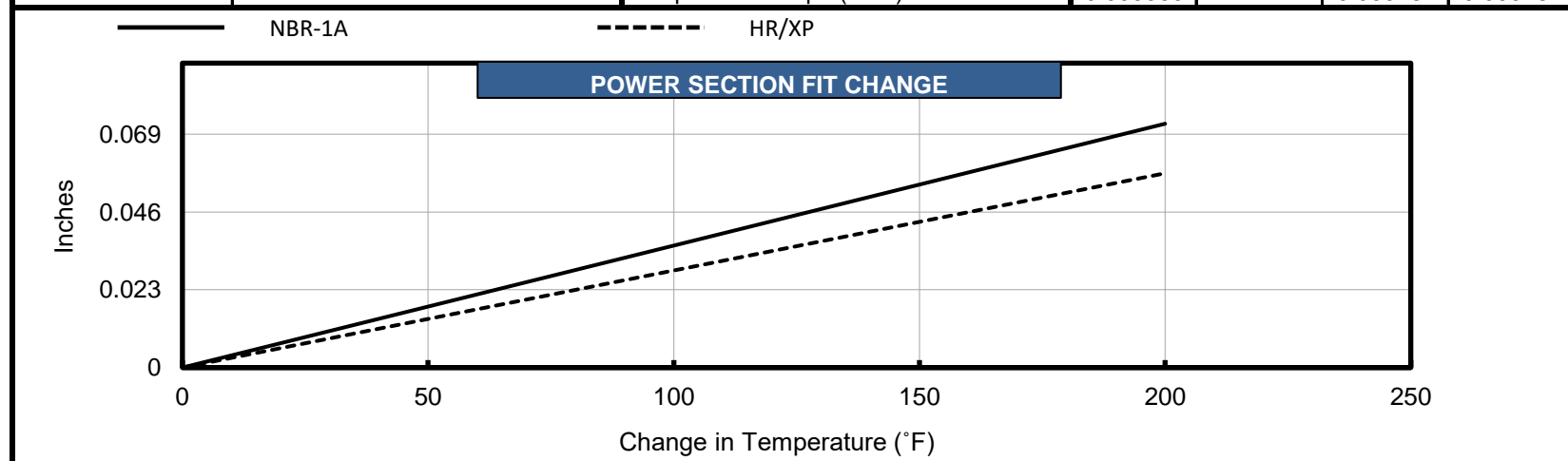
FIT INFORMATION - MINOR DIAMETER (in)				
Stator Size	NBR-1A	DynaPower		
		XR	HR	XP
1 Undersize			3.719	3.719*
Standard	3.731			
1 Oversize				
2 Oversize				
Nominal Fit at 75°F				
1 Undersize			0.007	0.007*
Standard	-0.005			
1 Oversize				
2 Oversize				

ROTOR SPECIFICATIONS		STATOR SPECIFICATIONS	
	(in)		(in)
Overall Length	291.8	Overall Length	299.8
Contour Length	285.3	Rubber Cutback #1**	8.0
Eccentricity	0.236	Rubber Cutback #2**	8.0
Major Diameter	4.197	Tube O.D.	6.25
Head Diameter	4.000	Tube I.D.	5.00
Weight (lb)	847	Weight (lb)	868
Material	17-4SS	Number of Stages	6.7
Thread Form**	2 7/8 API REG		

*Pending production measurements

** Alternate or custom thread forms and cutbacks are available upon request

PERFORMANCE SPECIFICATIONS					
		NBR-1A	XR	HR	XP
Torque Slope	8.997 ft-lb/psi	1010		1510	1680
Flow Range	300 to 500 GPM	9040		13560	15070
RPG	0.278 rev/gal	1510		2260	2510
Speed Range	83 to 139 RPM	13560		20340	22600
Off Bottom Press.	150 psi	201		322	358
		PSI Per Stage	150	225	250
		PSI Per Cavity	22	32	36
		Temperature Slope (in/°F)	0.000360	0.000287	0.000287



Operating a power section above the maximum recommended differential pressure will reduce stator life. Performance curves are for reference only. Actual power section performance may vary depending on the down hole temperature and rotor/stator fit. Performance data are subject to change without notice. Power calculation is based on maximum RPM and full torque. Stator sizes subject to change without notice.



POWER SECTION

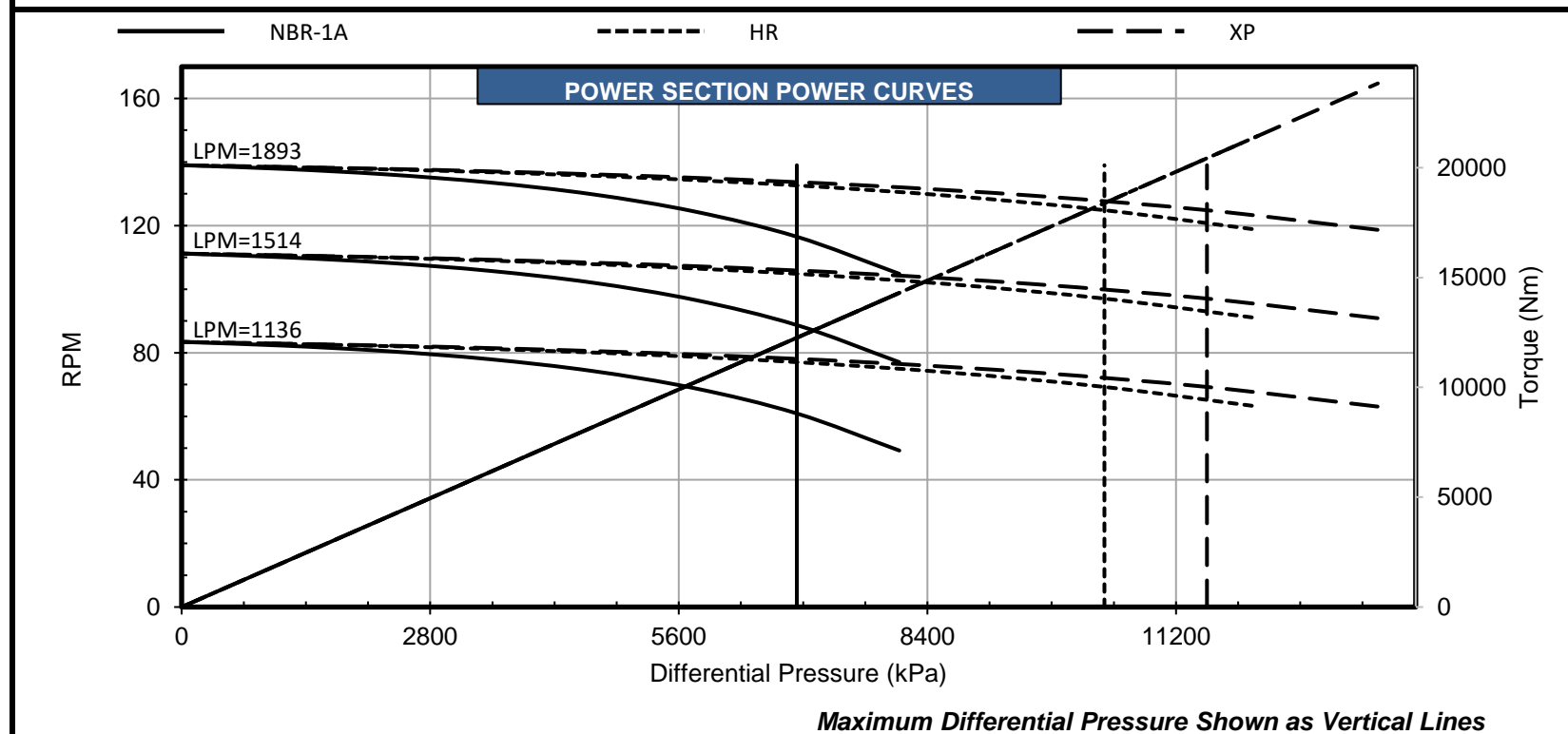
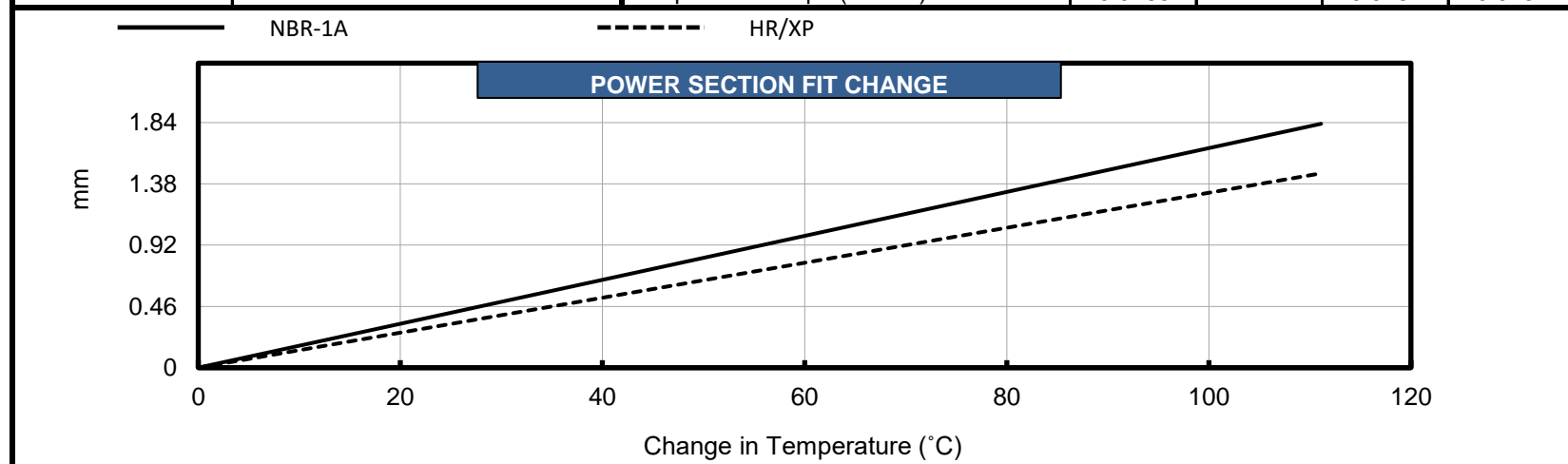
FIT INFORMATION - MINOR DIAMETER (mm)				
Stator Size	NBR-1A	DynaPower		
		XR	HR	XP
1 Undersize			94.46	94.46*
Standard	94.77			
1 Oversize				
2 Oversize				
Nominal Fit at 75°F				
1 Undersize			0.18	0.18*
Standard	-0.13			
1 Oversize				
2 Oversize				

ROTOR SPECIFICATIONS		STATOR SPECIFICATIONS	
	(mm)		(mm)
Overall Length	7411.7	Overall Length	7614.9
Contour Length	7246.6	Rubber Cutback #1**	203.2
Eccentricity	5.99	Rubber Cutback #2**	203.2
Major Diameter	106.60	Tube O.D.	158.8
Head Diameter	101.60	Tube I.D.	127.0
Weight (kg)	384	Weight (kg)	394
Material	17-4SS	Number of Stages	6.7
Thread Form**	2 7/8 API REG		

*Pending production measurements

** Alternate or custom thread forms and cutbacks are available upon request

PERFORMANCE SPECIFICATIONS						
			NBR-1A	XR	HR	XP
Torque Slope	1.769 Nm/kPa	Max. Diff. Press. (kPa)	6964		10411	11583
Flow Range	1136 to 1893 Litre/min	Max. Torque (Nm)	12257		18385	20432
RPG	0.073 rev/litre	Stall Diff. Press. (kPa)	10411		15582	17306
Speed Range	83 to 139 RPM	Stall Torque (Nm)	18385		27577	30641
Off Bottom Press.	1034 kPa	Max. Recommended (kW)	150		241	267
		kPa Per Stage	1034		1551	1724
		kPa Per Cavity	152		221	248
		Temperature Slope (mm/°C)	0.0165		0.0131	0.0131



Operating a power section above the maximum recommended differential pressure will reduce stator life. Performance curves are for reference only. Actual power section performance may vary depending on the down hole temperature and rotor/stator fit. Performance data are subject to change without notice. Power calculation is based on maximum RPM and full torque. Stator sizes subject to change without notice.